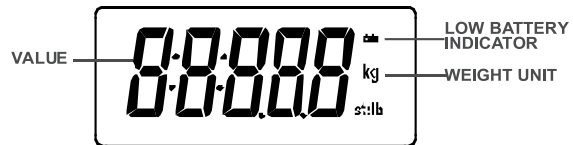
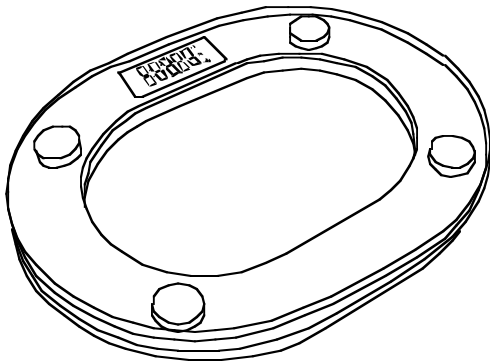




## HIGH PRECISION BATHROOM SCALE OPERATING INSTRUCTIONS



### TO WEIGH

- 1) Select weighing unit (kg/lb) with the switch on the back side of the scale.
- 2) Put the scale on a flat hard floor.
- 3) Use foot to tap on the middle of the glass platform.
- 4) LCD shows a moving '8'; then '0.00'.
- 5) Now step onto the glass platform and stand still.
- 6) Your weight reading is shown in about 3 seconds then locked.
- 7) The scale then turns off automatically in about 8 seconds.

### FEATURES & SPECIFICATION:

- Capacity: 200kg / 440 lb
- Weight graduation : 0.05kg / 0.1lb
- Operation temperature: 0~40 °C
- Power supply: 1 x 9V battery
- Weight units: kg, lb
- Auto off in 8 seconds if no operation
- Low voltage indication: 
- Error indication: 

### TO CHANGE BATTERY

Ensure +/- terminals are correct way round.

